

## Series TB300 & TB345 Double Row Terminal Blocks

### SPECIFICATIONS

Rating: TB300 – 30A, 600V\*

TB345 – 45A, 600V\*

Center Spacing: .562" or 9/16" (14.28 mm)

Wire Size: #10 - 22 AWG CU

Screw Size: TB300 – #8-32 philslot screws  
TB345 – #10-32 philslot screws

Torque Rating: #8 screws - 16 in-lb.;

#10 screws - 20 in-lb.

Distance Between Barriers: .41" (10.5 mm)

Mounting: TB300 – #8 screws; TB345 – #10 screws

Material: Molded base: Black, UL rated 94VO thermoplastic

Terminal plating: Tin over brass; Screws: Zinc plated steel

Operating Temperature: 130°C (260°F) max., -40°C (-40°F) min.

Breakdown Voltage: 7500V rms

Approvals: UL E62622; CSA LR15364; IEC Compliance;  
CE Certified

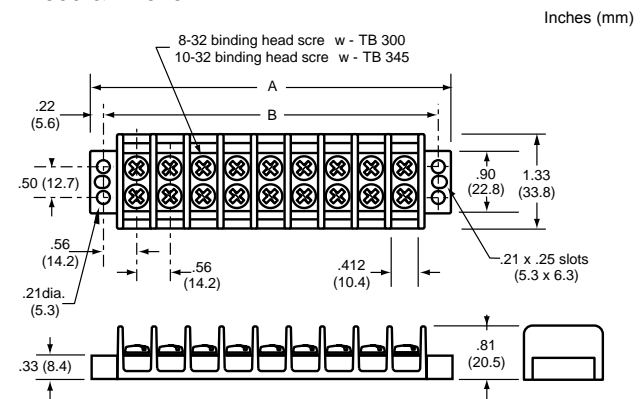
\* Max. rating shown; some options may be rated lower - consult factory.



Poles	A	B	Poles	A	B	Poles	A	B
02	2.13	1.69	10	6.62	6.19	18	11.12	10.68
03	2.69	2.25	11	7.18	6.75	19	11.68	11.25
04	3.25	2.81	12	7.75	7.31	20	12.24	11.81
05	3.81	3.37	13	8.31	7.87	21	12.80	12.37
06	4.37	3.94	14	8.87	8.44	22	13.37	12.93
07	4.94	4.50	15	9.43	9.00	23	13.93	13.50
08	5.50	5.06	16	9.99	9.56	24	14.49	14.06
09	6.06	5.62	17	10.56	10.12			

\* Dimensions in inches. To convert to millimeters, multiply by 25.4.

TB300 & TB345



## Part Numbering System

Series

**TB300**

300 - 8/32 screw  
345 - 10/32 screw

Poles

**nn**

02 to 24

Screw Options

**nn**

Blank - std. screws  
00 - screws shipped bulk  
B - brass philslot, nickel plated  
BS - brass Sems philslot, zinc plated (TB300 only)  
SP - steel Sems philslot, zinc plated  
ST - stainless steel, philslot

Marking

**nn**

L1 to L6 - std. marking  
Marker strips (pg 33)  
Covers (pg 32)

Hardware Options

**nnnn**

QC1 to QC20 - quick connects (TB300 only)

## Screw Options



**B**  
Brass Phillips  
Nickel Plated



**BS**  
Brass SEMS  
Phillips Nickel Plated



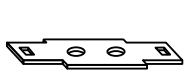
**SP**  
Steel SEMS  
Phillips Zinc Plated



**ST**  
Stainless Steel  
Phillips

## Hardware Options

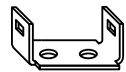
Quick Connects – Assembled TB300 only. Terminals .250" x .031". Max. current rating 20 Amps. For other orientations, contact factory.



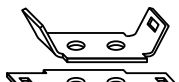
QC1



QC2



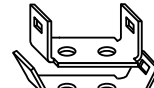
QC3



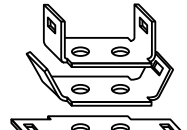
QC4



QC5



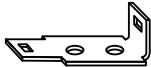
QC6



QC7



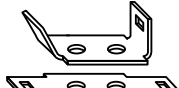
QC8



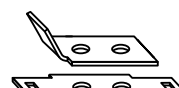
QC9



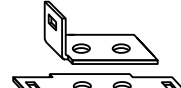
QC10



QC11



QC12



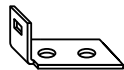
QC13



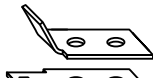
QC14



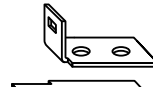
QC15



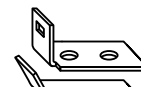
QC16



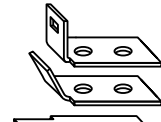
QC17



QC18



QC19



QC20

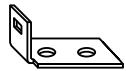
Quick Connects – Bulk \*TB300 only. Min. order per part no. – 100 pieces.



QC201  
Flat – none



QC202  
QC 45° – none



QC203  
QC 90° – none



QC204  
Flat – Flat



QC205  
Flat – QC 45°



QC206  
Flat – QC 90°



QC207  
QC 45° – QC 45°



QC208  
QC 45° – QC 90°

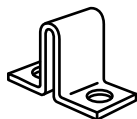


QC209  
QC 90° – QC 90°

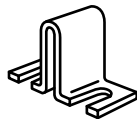
Jumpers – Bulk Min. order per part no. – 100 pieces. Contact factory for jumper assembly.



J301  
Flat slip-on  
(TB300 only)



OJ6  
Closed over barrier



OJ11  
Slip-on over barrier