

14x65mm Photovoltaic Fuse Links for Solar Panel Applications

15 to 32A, 1300 & 1500Vdc Solar PV Series



Catalogue Symbol: Cylindrical: PV-(amp rating)A14LF
 Cylindrical with Tags: PV-(amp rating)A14L-T
 Cylindrical with 10mm Fixings:
 PV-(amp rating)A14LF10F

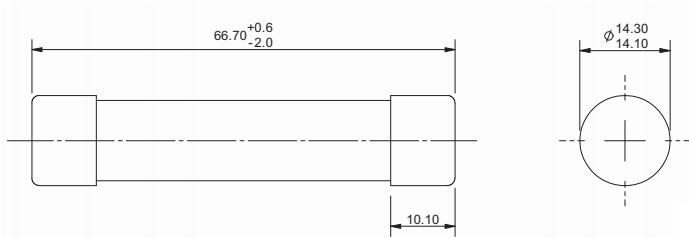
Fuse Size: 14x65mm

Class of Operation: gPV and UL PV fuse links

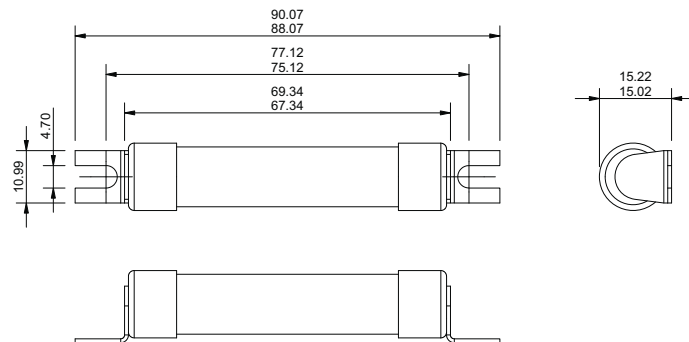
Standards/Approvals: IEC 60269-6, UL 2579 (File number E335324),
 RoHS compliant, Pending: CCC

Dimensions - mm

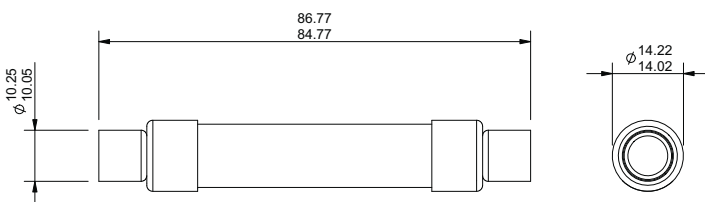
Cylindrical PV-(amp rating)A14LF



Cylindrical with Tags PV-(amp rating)A14L-T



Cylindrical with 10mm Fixings PV-(amp rating)A14LF10F



Description: A range of 14 x 65mm package fuse links specifically designed for protecting and isolating photovoltaic strings. These fuse links are capable of interrupting low overcurrents associated with faulted PV systems (reverse current, multi-array fault).

Packaging: MOQ: 10
 Packaging 100% recyclable

Technical Data:
 Rated Voltage: 1300Vdc (25 and 32A)
 1500Vdc (15 and 20A)
 Amps: 15-32A
 Rated Breaking Capacity: 10kA
 PV Fuse Coordination w/: Thin film cells and 4", 5" and 6" crystalline silicon cells.
 Time Constant: 1-3ms

14x65mm Photovoltaic Fuse Links for Solar Panel Applications

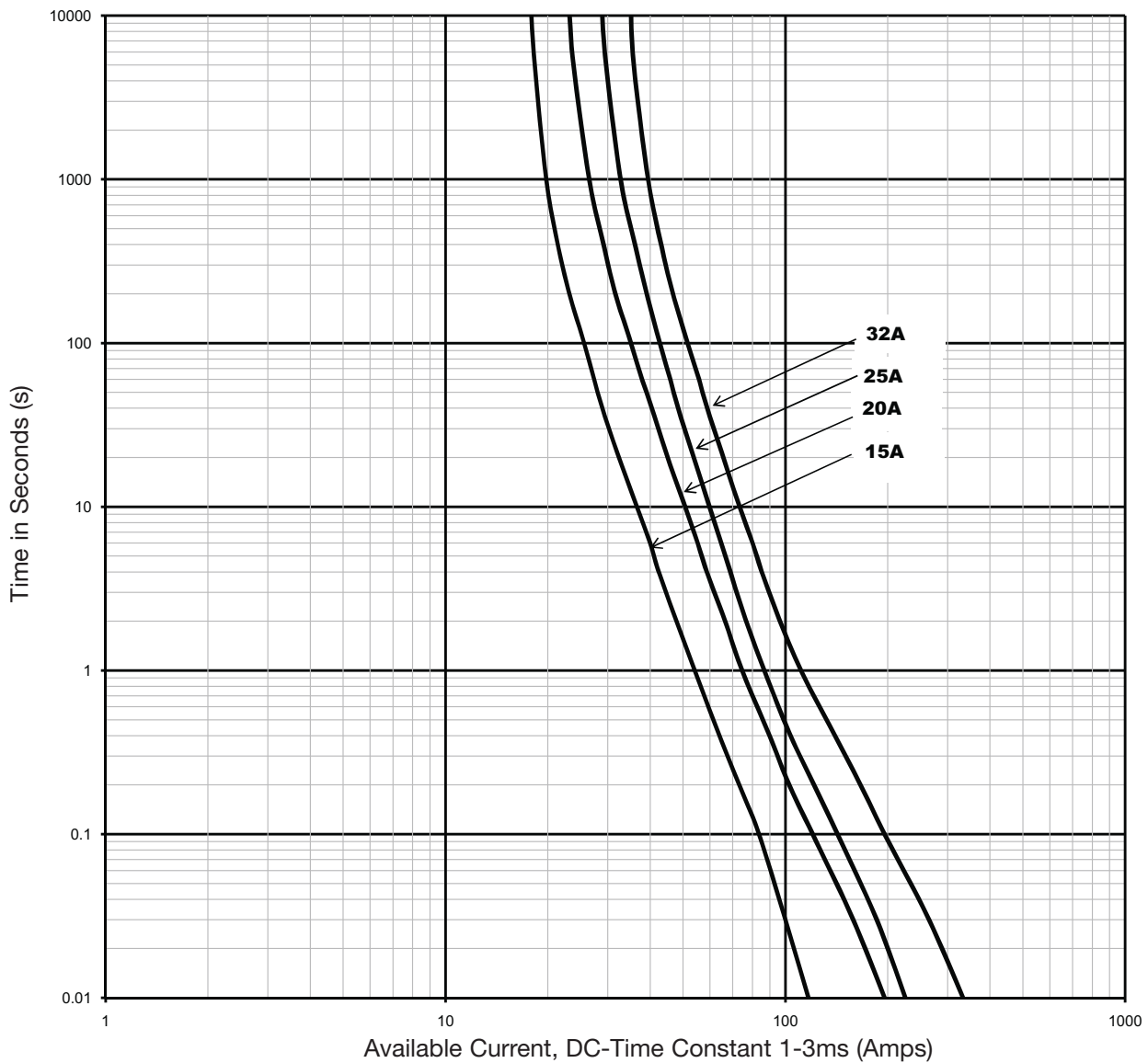
15 to 32A, 1300 & 1500Vdc Solar PV Series



Technical Data

Part Number			Current Rating (Amps)	Rated Voltage	Energy Integrals I ² t (A ² s)		Watts Loss	
Cylindrical	Cylindrical with Tags	Cylindrical with 10mm Fixings			Pre-Arcing	Total at rated voltage	0.8 I _n	I _n
PV-15A14LF	PV-15A14L-T	PV-15A14LF10F	15	1500Vdc	14	160	3.2	5.8
PV-20A14LF	PV-20A14L-T	PV-20A14LF10F	20		34	400	3.6	6.5
PV-25A14LF	PV-25A14L-T	PV-25A14LF10F	25	1300Vdc	65	550	4.1	7.5
PV-32A14LF	PV-32A14L-T	PV-32A14LF10F	32		105	900	5.7	10.4

Time-Current Characteristics



The only controlled copy of this Data Sheet is the electronic read-only version located on the Cooper Bussmann Network Drive. All other copies of this document are by definition uncontrolled. This bulletin is intended to clearly present comprehensive product data and provide technical information that will help the end user with design applications. Cooper Bussmann reserves the right, without notice, to change design or construction of any products and to discontinue or limit distribution of any products. Cooper Bussmann also reserves the right to change or update, without notice, any technical information contained in this bulletin. Once a product has been selected, it should be tested by the user in all possible applications.