

SERIES 18X HI-AMP CIRCUIT BREAKER

AUTO, MANUAL & SWITCHABLE RESET CIRCUIT BREAKERS

SPECIFICATIONS

Single Pole Thermal Type Breakers

Applications: Typically used in auxiliary and accessory circuits in truck, bus, RV and marine systems. Others include battery chargers and DC audio systems. Series 181, 184 & 185 are sealed for engine compartment and bilge area applications.

Rating: 25-150A, 30VDC; 48VDC (Series 184 & 185).

Interrupt Rating: 3,000A @ 30VDC.

Operating Temperature Rating: -25°F (-32°C) to 180°F (82°C).

Storage Temperature Rating: -30°F (-34°C) to 300°F (149°C).

Materials: Black UL-Rated 94V-0 thermoset plastic. Thermoplastic elastomer stud insulators are provided on covered units with F-style (surface-mount) bases.

Marking: Standard marking includes amp ratings and part numbers. Custom markings also available.

Termination: 1/4-28 threaded studs.

Torque Rating: 50in-lb (5.6Nm) max.

Mounting Torque Rating: Panel or surface-mount options; 50in-lb (5.6Nm) max.

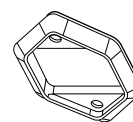
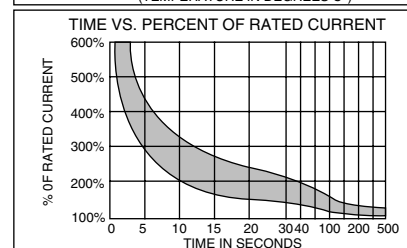
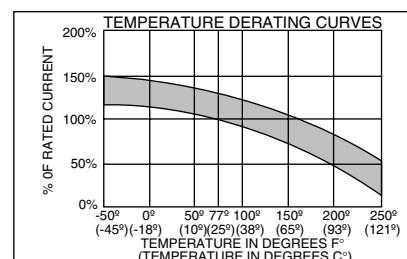
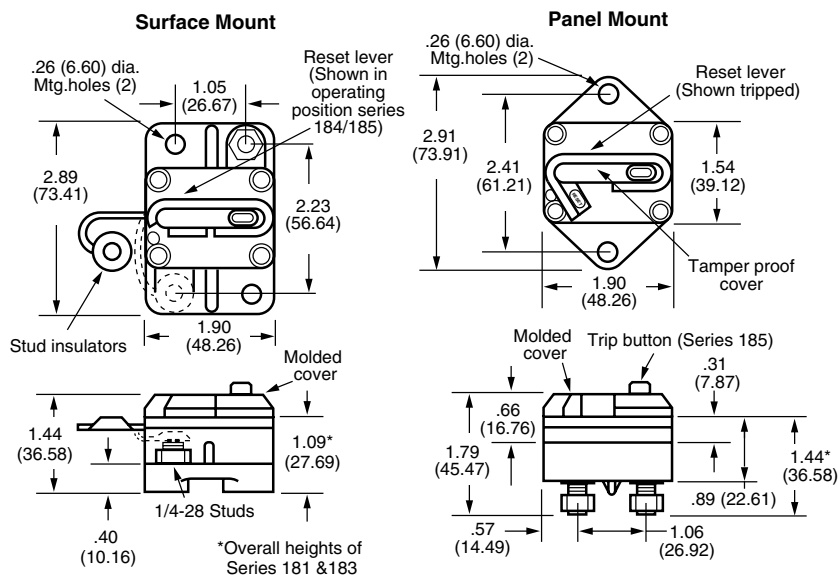
Threaded insert option has a max torque of 25in-lb (2.8Nm).

Ingress Protection Rating: IP67.

Features / Options: Series 184 & 185 have a unique reset mechanism which provides visual indication of tripped condition. Series 185 also features a push-to-trip option.

Compliances: SAE J1625; ABYC E-11; CE; SAE J1171 (Ignition Protected).

DIMENSIONS (Dims. shown are for reference only. Consult factory for latest prints)



Flange mount gasket for thru-wall applications (option 07)

PART NUMBERING SYSTEM

Series	Rating	Mounting	Terminal Hdw.	Marking
1 8	0 2 5	F — P	0 0	0
181 – Type I, 30V	025 – 25 amps	F – Surface Mount	00 – Ship w/o nuts	0 – Blank cover
183 – Type II*, 30V	030 – 30 amps	P – Panel Mount	01 – Sems nuts installed	1 – Standard Marking; Part Number,
184 – Type III, 48V	035 – 35 amps		02 – Sems nuts shipped bulk	Amp Rating
185 – Type III-PTT, 48V	040 – 40 amps		03 – Stainless Steel Std. nuts & washers installed	181, 184, 185 Series - Top Surface
	050 – 50 amps		04 – Stainless Steel Std. nuts & washers shipped bulk	183 Series - Side Surface
	060 – 60 amps		07 – Flange gasket & Sems nuts installed (Panel Mount Only)	S – Standard Ignition Protected Marking
	070 – 70 amps		08 – Threaded insert and Sems nuts installed	(Consult factory for special markings.)
	080 – 80 amps		12 – Stainless steel nuts and lockwashers installed	
	090 – 90 amps		13 – Stainless steel Sems nut installed	
*183 Available in Panel Mount Only (Coverless)	100 – 100 amps			
	110 – 110 amps			
	120 – 120 amps			
	135 – 135 amps			
	150 – 150 amps			