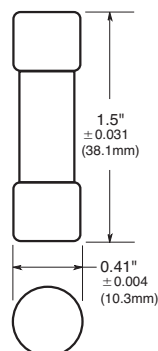


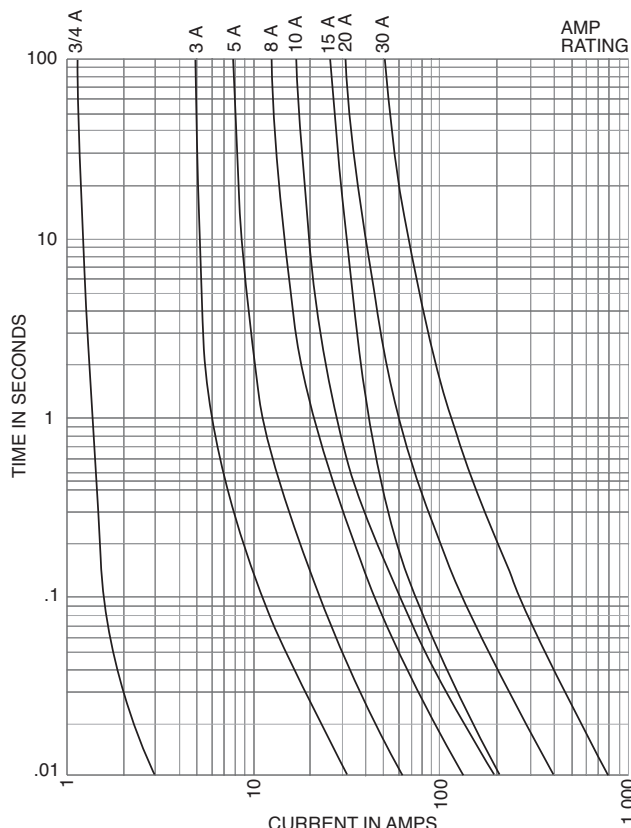
Fast-Acting 1 3/32" x 1 1/2" (10x38mm) Midget Fuses, 600Vac/dc, 1/10-30A DCM Series



Dimensions - in (mm)



Time-Current Characteristic Curves—Total Clearing



Catalog Symbol: DCM

Fast-Acting 1/10-30A

UL Listed: STD. 248-14, (FILE #E19180, GUIDE #JDYX)

CSA Certified, C22.2 NO. 248. 14 (CLASS #1422-01, FILE #53787)

Interrupting Ratings: 100kA at 600Vac
50kA at 600Vdc

Electrical Ratings (Catalog Symbol and Amps) IR 100kA AC

DCM-1/10	DCM-1/2	DCM-2	DCM-6	DCM-12
DCM-1/8	DCM-3/4	DCM-2-1/2	DCM-7	DCM-15
DCM-1/4	DCM-1	DCM-3	DCM-8	DCM-20
DCM-3/16	DCM-1-1/4	DCM-4	DCM-9	DCM-25
DCM-3/8	DCM-1-1/2	DCM-5	DCM-10	DCM-30


Designed To:

Fuses:	Designed to:
DCM 1/10 thru 30	Carry 110% of rating for 4 hours AC Opens at 135% of rating within 1 hour AC Maximum Interrupting Rating of 100kA at 600Vac DC Maximum Interrupting Rating of 50kA at 600Vdc DC Minimum Interrupting Rating of 200% rated current at 600Vdc.

Carton Quantity and Weight

Ampere Ratings	Carton Qty.	Weight	
		Lbs.	Kg.
0-30	10	0.187	0.088

- A full range DC midget fuse.
- Melamine tube.
- Nickel-plated brass endcaps.



**Recommended fuse blocks/fuse holders
See Data Sheets listed below**

- Open fuse blocks - 1104, 2104
- Finger-safe fuse holders - 1109, 1102, 1103, 2053
- Panel-mount fuse holders - 2114, 2113, 2108, 2112, 2109, 2140
- In-line fuse holders - 2127, 2126

The only controlled copy of this Data Sheet is the electronic read-only version located on the Cooper Bussmann Network Drive. All other copies of this document are by definition uncontrolled. This bulletin is intended to clearly present comprehensive product data and provide technical information that will help the end user with design applications. Cooper Bussmann reserves the right, without notice, to change design or construction of any products and to discontinue or limit distribution of any products. Cooper Bussmann also reserves the right to change or update, without notice, any technical information contained in this bulletin. Once a product has been selected, it should be tested by the user in all possible applications.