

Square Body – French Style

690V/700V (IEC/U.L.) 40-1500A



Size	Electrical Characteristics				Ordering Information			Curves	
	Rated Current RMS-Amps	I ² t (A ² S)		Watts Loss	-E/ Type T Indicator For Micro	-EKN/ Type K Indicator for Micro	Carton Qty.	Carton Weight (kg)	BIF #
		Pre-arc	Clearing at 660V						
1*	40	40	270	9	170M3308	170M3358	1	0.300	17056314
	50	77	515	11	170M3309	170M3359			
	63	115	770	14	170M3310	170M3360			
	80	185	1250	18	170M3311	170M3361			
	100	360	2450	21	170M3312	170M3362			
	125	550	3700	26	170M3313	170M3363			
	160	1100	7500	30	170M3314	170M3364			
	200	2200	15000	35	170M3315	170M3365			
	250	4200	28500	40	170M3316	170M3366			
	315	7000	46500	50	170M3317	170M3367			
	350	10000	68500	55	170M3318	170M3368			
	400	15000	105000	60	170M3319	170M3369			
	450	21000	140000	65	170M3320	170M3370			
	500	27000	180000	70	170M3321	170M3371			
1	200	1650	11500	45	170M4308	170M4358	1	0.470	17056316
	250	3100	21000	55	170M4309	170M4359			
	315	6200	42000	58	170M4310	170M4360			
	350	8500	59000	60	170M4311	170M4361			
	400	13500	91500	65	170M4312	170M4362			
	450	17000	120000	70	170M4313	170M4363			
	500	25000	170000	72	170M4314	170M4364			
	550	34000	230000	75	170M4315	170M4365			
	630	52000	350000	80	170M4316	170M4366			
	700	69500	465000	85	170M4317	170M4367			
2	400	11000	74000	65	170M5308	170M5358	1	0.620	17056318
	450	15500	105000	70	170M5309	170M5359			
	500	21500	145000	75	170M5310	170M5360			
	550	28000	190000	80	170M5311	170M5361			
	630	41000	275000	90	170M5312	170M5362			
	700	60500	405000	95	170M5313	170M5363			
	800	86000	575000	105	170M5314	170M5364			
	900	125000	840000	110	170M5315	170M5365			
	1000	180000	1250000	115	170M5316	170M5366			
	3	500	14000	95000	95	170M6308			
550		19500	135000	100	170M6309	170M6359			
630		31000	210000	105	170M6310	170M6360			
700		44500	300000	110	170M6311	170M6361			
800		69500	465000	115	170M6312	170M6362			
900		100000	670000	120	170M6313	170M6363			
1000		140000	945000	125	170M6314	170M6364			
1100		190000	1300000	130	170M6315	170M6365			
1250		290000	1950000	140	170M6316	170M6366			
1400		370000	2450000	155	170M6317	170M6367			
1500	460000	3100000	160	170M6318	170M6368				

- Interrupting rating 200kA (Estimated 300kA) RMS Symmetrical.
- Watts loss provided at rated current.
- Microswitch indicator ordered separately.

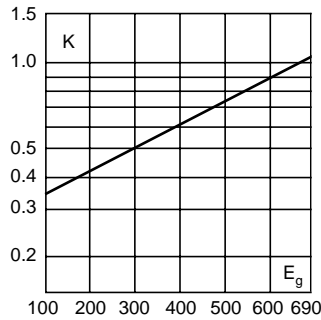
1 kg = 2.2 lbs. 1 lb = 0.45 kg



Electrical Characteristics

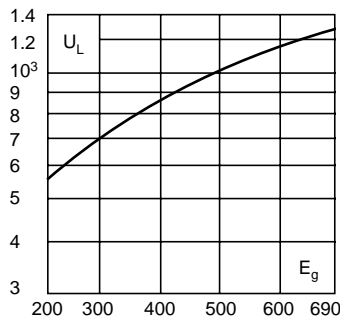
Total Clearing I²t

The total clearing I²t at rated voltage and at power factor of 15% are given in the electrical characteristics. For other voltages, the clearing I²t is found by multiplying by correction factor, K, given as a function of applied working voltage, E_g, (RMS).



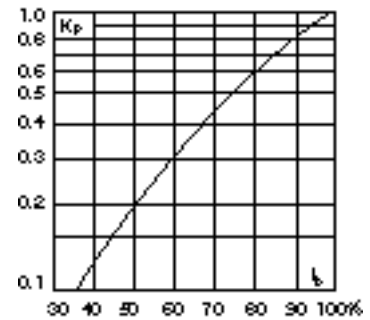
Arc Voltage

This curve gives the peak arc voltage, U_L, which may appear across the fuse during its operation as a function of the applied working voltage, E_g, (RMS) at a power factor of 15%.



Power Losses

Watts loss at rated current is given in the electrical characteristics. The curve allows the calculation of the power losses at load currents lower than the rated current. The correction factor, K_p, is given as a function of the RMS load current, I_b, in % of the rated current.

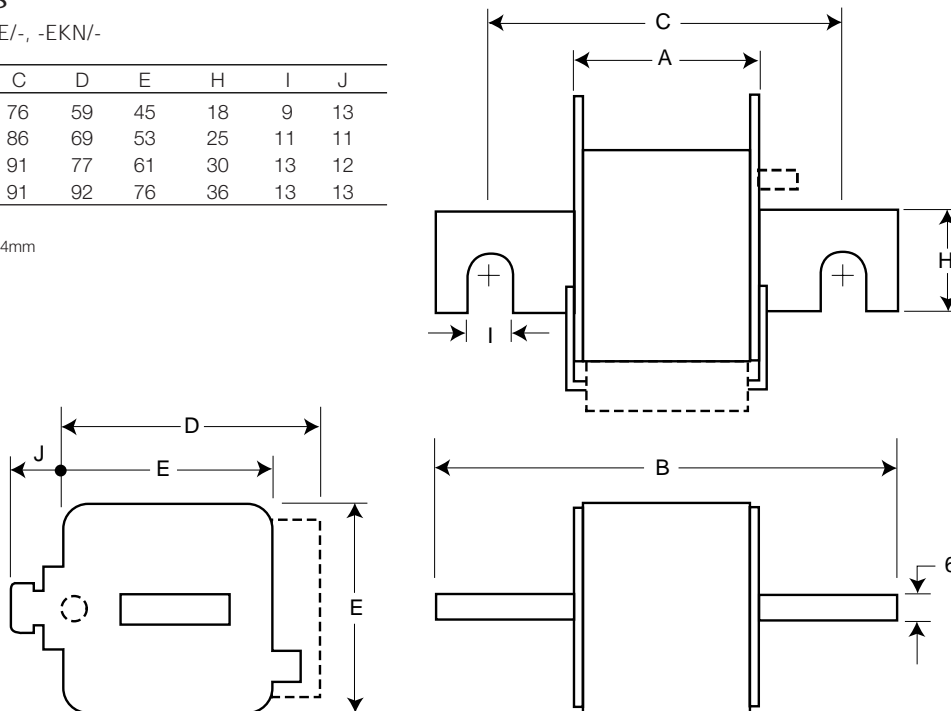


Dimensions

French Style: Type -E/-, -EKN/-

Size	A	B	C	D	E	H	I	J
1*	50	102	76	59	45	18	9	13
1	50	111	86	69	53	25	11	11
2	50	126	91	77	61	30	13	12
3	51	126	91	92	76	36	13	13

Dimension in mm.
1mm = 0.0394" 1" = 25.4mm



The only controlled copy of this BIF document is the electronic read-only version located on the Bussmann Network Drive. All other copies of this document are by definition uncontrolled. This bulletin is intended to clearly present comprehensive product data and provide technical information that will help the end user with design applications. Bussmann reserves the right, without notice, to change design or construction of any products and to discontinue or limit distribution of any products. Bussmann also reserves the right to change or update, without notice, any technical information contained in this bulletin. Once a product has been selected, it should be tested by the user in all possible applications.