

Series TB200 & TB200HB Double Row Terminal Blocks

SPECIFICATIONS

Rating: TB200 - 30A, 300V*

TB200HB - 30A, 600V*

Center Spacing: .437" or 7/16" (11.10 mm)

Wire Range: #12 - 22 AWG CU

Screw Size: #6-32 philslot screws

Torque Rating: 9 in-lb.

Distance Between Barriers: .353" (8.97 mm)

Mounting: #6 screws

Operating Temperature: 130°C (266°F) max., -40°C (-40°F) min.

Materials: Molded base: Black, UL rated 94V0 thermoplastic

Terminal plating: Tin over brass; Screws: Zinc plated steel

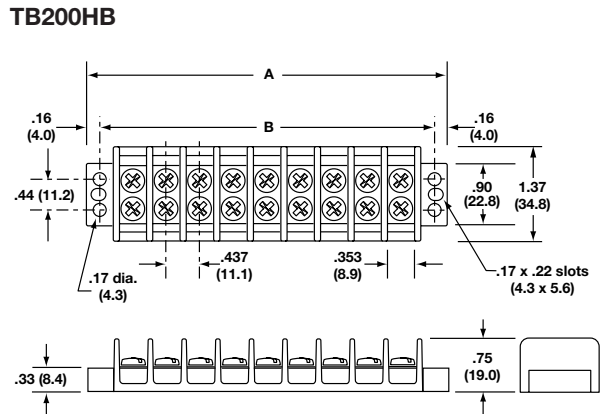
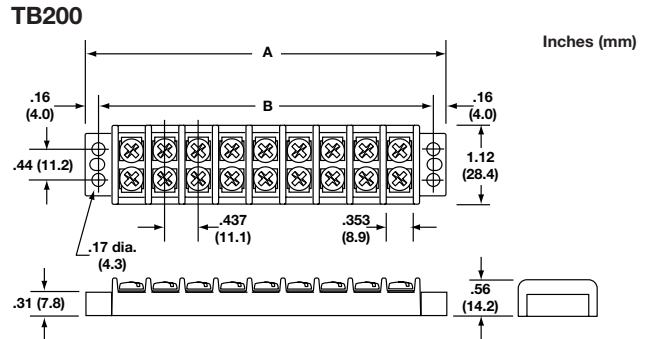

Breakdown Voltage: 4800V

Agency Information: UL/CSA; IEC Compliance;
CE Certified

* Max. rating shown; some options may be rated lower - consult factory.

| Poles | A | B | Poles | A | B | Poles | A | B |
|-------|------|------|-------|------|------|-------|-------|-------|
| 02 | 1.63 | 1.31 | 12 | 6.00 | 5.68 | 22 | 10.37 | 10.06 |
| 03 | 2.07 | 1.75 | 13 | 6.44 | 6.12 | 23 | 10.81 | 10.50 |
| 04 | 2.51 | 2.18 | 14 | 6.87 | 6.56 | 24 | 11.25 | 10.93 |
| 05 | 2.94 | 2.62 | 15 | 7.31 | 7.00 | 25 | 11.68 | 11.37 |
| 06 | 3.38 | 3.06 | 16 | 7.75 | 7.43 | 26 | 12.12 | 11.81 |
| 07 | 3.82 | 3.50 | 17 | 8.19 | 7.87 | 27 | 12.56 | 12.25 |
| 08 | 4.25 | 3.93 | 18 | 8.62 | 8.31 | 28 | 13.00 | 12.68 |
| 09 | 4.69 | 4.37 | 19 | 9.06 | 8.75 | 29 | 13.44 | 13.12 |
| 10 | 5.13 | 4.81 | 20 | 9.50 | 9.18 | 30 | 13.87 | 13.56 |
| 11 | 5.57 | 5.25 | 21 | 9.94 | 9.62 | | | |

* Dimensions in inches. To convert to millimeters, multiply by 25.4.



Part Numbering System

Series



200 - Standard
200HB - High barrier

Poles



02 to 30

Screw Options



Blank - steel philslot, zinc plated
00 - screws shipped bulk
B - brass philslot, nickel plated
BS - brass Sems philslot, nickel plated
SP - steel Sems philslot, zinc plated
P - steel Sems (P-style)
ST - stainless steel, philslot
SS - stainless steel Sems, philslot
STR - stainless steel, phillips (recess)

Marking



L1 to L6 - (pg 35)
Marker strips (pg 33)
Covers (pg 32)

Hardware Options



QC1 to QC20 - quick connects
J201 - flat slip-on jumper (2 position only)
OJ3 - over barrier jumpers
OJ5 - over barrier jumpers
OJ7 - over barrier jumpers

Screw Options



B
Brass Philslot
Nickel Plated



BS
Brass SEMS
Philslot Nickel Plated



SP
Steel SEMS
Philslot Zinc Plated



P
Steel SEMS
(P-Style)



ST
Stainless Steel
Philslot



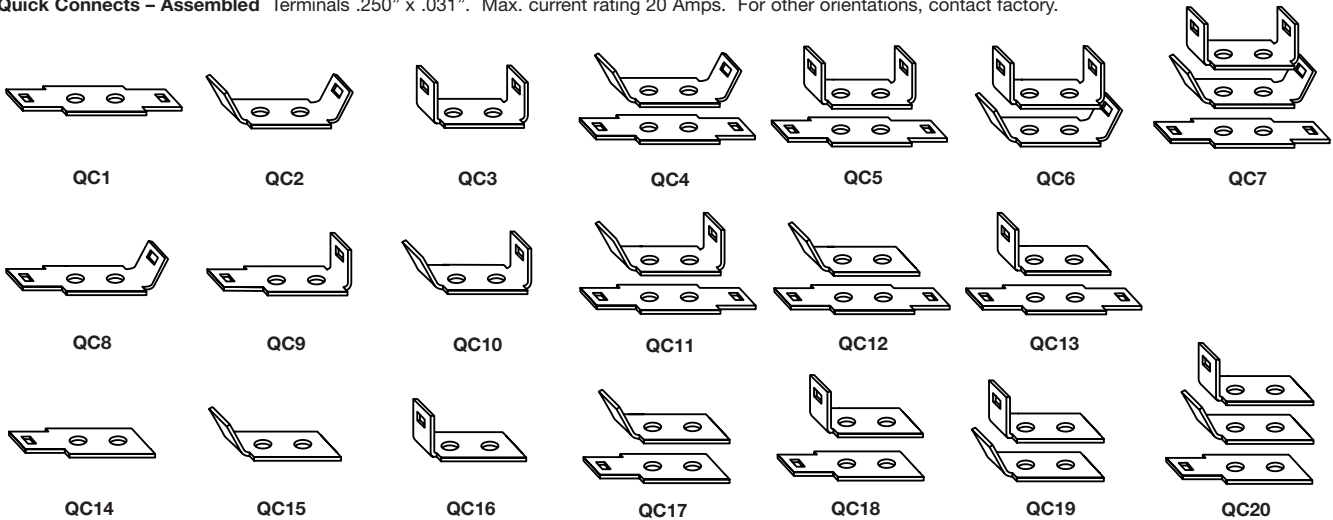
SS
Stainless Steel
SEMS Philslot



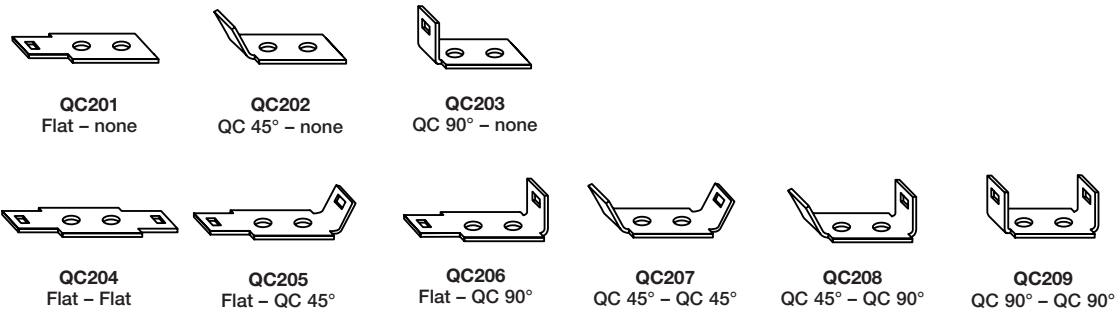
STR
Stainless Steel
Phillips (recess)

Hardware Options

Quick Connects – Assembled Terminals .250" x .031". Max. current rating 20 Amps. For other orientations, contact factory.



Quick Connects – Bulk Min. order per part no. – 100 pieces.



Jumpers – Bulk Min. order per part no. – 100 pieces. Contact factory for jumper assembly.

